

ETHNOCARE™

UNDERLAY

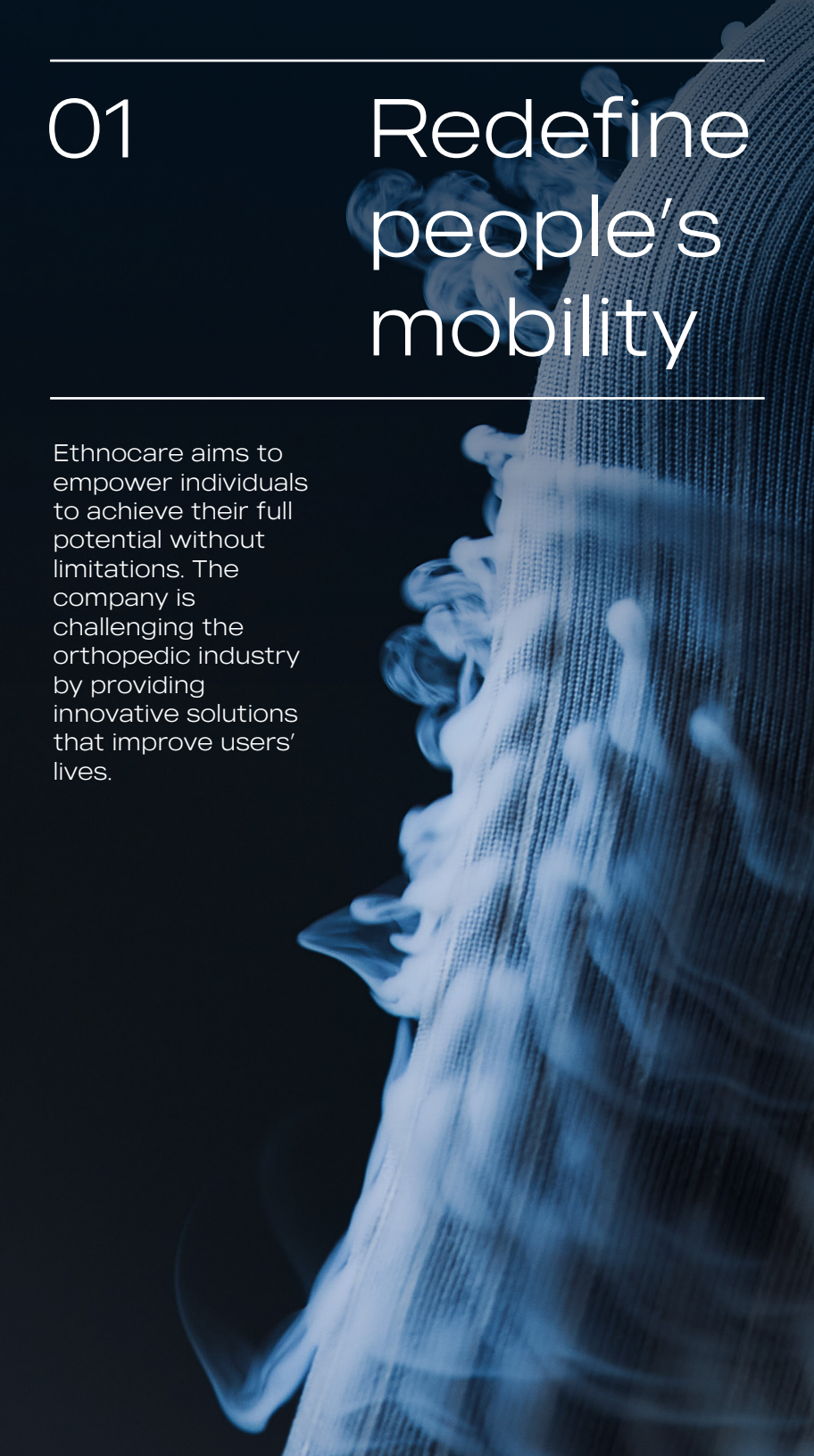


Sweat & Heat Management
Prosthetic Interface




01

Redefine people's mobility

Ethnocare aims to empower individuals to achieve their full potential without limitations. The company is challenging the orthopedic industry by providing innovative solutions that improve users' lives.



Problems addressed

-  **Intense heat** felt inside the socket increasing discomfort
-  **Sweat & hyperhidrosis** impacting traction and comfort
-  **Humidity** inside the socket increasing skin problems & odor

Our solution : The Underlay

The Underlay is a prosthetic accessory designed to help lower-limb amputees **manage sweat, heat, humidity, and odor** inside their socket.

- Worn directly against the skin, underneath the user's liner.
- Breathable knit engineered to draw sweat away from the skin
- Two advanced Polygiene technologies: StayFresh® & StayCool®

Type of patients

The Underlay TT & TF are intentionally designed to be highly versatile and compatible with the vast majority of prosthetic configurations used in clinical practice

It's particularly effective for:

- Patients who sweat heavily or experience hyperhidrosis
- Individuals who frequently remove their prosthesis to dry their limb
- Active users who overheat easily
- Patients prone to skin breakdown, maceration, or odor
- Patients using suspension systems where moisture can compromise adherence



UNDERLAY

The Ethnocare Underlay sits under the liner to manage sweat and heat, keeping you dry and fresh all day.

The breathable mesh allows humidity to evaporate more easily.



Prevents the growth of odor-causing bacteria, keeping your product fresh even in sweat and humidity.



Lower fabric temperature for a refreshing feel. Activates with sweat to keep you cool when it matters most.

The knit fabric draws moisture up up to the mesh area for all-day comfort.



Sizing chart



STAYFRESH
POLYGIENE FRESHNESS



STAYCOOL
BY POLYGIENE

02 Specifications & Study



STAYFRESH
POLYGIENE FRESHNESS

StayFresh® antimicrobial coating, which inhibits odor-causing bacteria and keeps the product fresher for longer.



STAYCOOL
BY POLYGIENE

StayCool® thermo-reactive polymer matrix, which is activated by moisture to **lower fabric temperature by 2–3°C (4.3–5.4°F)**, helping prevent overheating inside the socket.

Configurations

Two versions are available :

- **Open** : Allows the Underlay to be placed higher on the residual limb and exceed the length of the liner. This is our recommended design because it is more efficient for humidity & sweat evaporation
- **Closed** : If you prefer a more traditional configuration

Study (n=15)

Feedback was collected from lower-limb amputees. Participants tested the Underlay during daily wear and physical activities for several weeks.

51%

Reduction in humidity inside the liner.

34%

Reduction in perceived heat while using the Underlay.



Read full study

03 Testimonials

User



Frédérique Bérubé

"I had the chance to try the underlay. The bottom part works really well and helps with heat/sweat when wearing the sleeve. (It's truly miraculous)."



Ray Lowrie

"The Underlay offers a secure, comfortable fit that effectively manages sweat, heat, and moisture during intense exercise, helping maintain socket stability without causing irritation or discomfort. Compared to other sweat socks I've tried, it significantly reduces issues like slippage, odor, and friction."



Bryan Bowden

"The size feels right, the material's softer, and the bottom hole makes it super easy to slip on, really smart design"

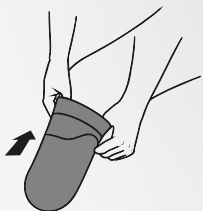


Whendy Ménard

"The Underlay is a great product, I use it every time I train"

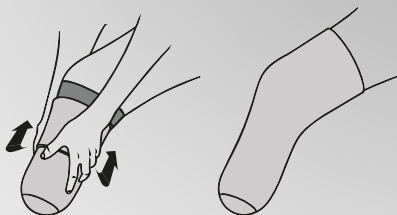
04 How to use

Closed



- 1 Slide the underlay over your residual limb, Make sure that the underlay is not loose.

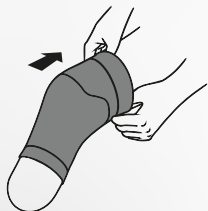
The underlay should be fit with no wrinkles.



- 2 Put on your prosthetic liner over the underlay, ensuring there is enough silicone in contact with your limb over the underlay for optimal suction.

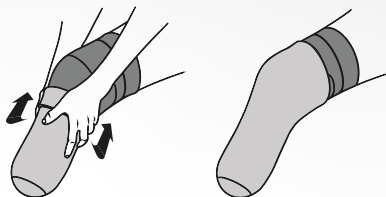
The underlay must be worn completely under the prosthetic liner.

Open



- 1 Slide the underlay over your residual limb, ensuring it sits **4 inches/10 cm** from the distal end.

Adjust the height to suit your residual limb as needed.



- 2 Roll your prosthetic liner as usual above the underlay ensuring the underlay extends above the liner.

Ensure that the breathing part is sitting above the liner extremity



User guide

UNDERLAY



USA Recommended L-Codes:

L8420, below knee
L8430, above knee

CONTACT US



Ethnocare.ca



Clinics@ethnocare.ca



@ethnocare_canada



LinkedIn.com/company/ethnocare



+1 418-934-5669



Contact us