

ETHNOCARE™

OVERLAY TF™



Air-Enhanced Fit and Stability
Transfemoral Device




01

Redefine people's mobility

Ethnocare aims to empower individuals to achieve their full potential without limitations. The company is challenging the orthopedic industry by providing innovative solutions that improve users' lives.



Problems addressed

-  **Volumetric variation** of the residual limb
-  **Pressure points** inside the socket
-  **Misalignment** of the limb in the socket

Our solution : The Overlay

The Overlay is composed of a breathable fabric sleeve that integrates an **air expansion system** to manage changes in limb volume and address socket fit issues.

- The air expansion system can compensate for 2 to 15 ply.
- The use of air ensures a snug and uniform fit within the socket.
- It provides enhanced comfort, adjustability, and stability.

Type of patients

The Overlay is compatible with most K1 to K4 patients and can be used with a wide range of suspension methods, including distal fixation, Seal ring liners, Landyard and both active and passive vacuum systems.

Features & Benefits
for more information



OVERLAY TF

Silicone print design to insure a snug fit.



Increase stability & comfort with the air expansion system



The integrated pump allows precise adjustments



Watch the video

Breathable & stretchable fabric



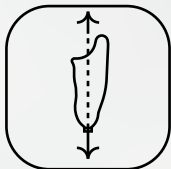
02

Features & Benefits



Improved Socket Fit

- Users experienced an improvement in socket fit when using the Overlay.
- Air flows evenly within the socket, filling spaces only where necessary.



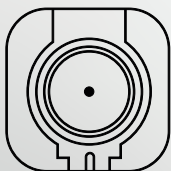
Increased Stability

- Reduces limb rotation and improves suspension for a more secure fit.
- Minimizes movement within the socket (pistoning/bell clapping), enhancing control.



Enhanced Convenience

- Users found the Overlay easier to use and more precise than alternative solutions.
- No need to remove the socket to adjust and no need to carry socks anymore.



Personalized Comfort

- Air provides cushioning, resulting in decrease in pain sensation.
- Air ensures a uniform fit in the socket since it's a compressible fluid.



3rd party independent study

Title : The Overlay, a New Solution for Volume Variations in the Residual Limb for Individuals with an amputation.

03 Testimonials

Users



Mark Flora

"This product is a game changer for amputees. Since using the product and only being 10 months since amputation it has helped me tremendously to get confidence with my prosthetic."



François Routhier

"I use the Overlay every day, and the comfort of the product is undeniable. I no longer experience irritations or pressure sores caused by my prosthetic socket. This has significantly improved my quality of life as an amputee."



Elmer

"The product works really well. I wish I had something like this sooner with some of my older sockets that had a gap. I find it really useful when I've been walking for a while and I start to really fall into my socket. Adding this fills in the spaces."

CPO



J.F Brissette, CPO

"Thanks to the Overlay TF, I was able to successfully address the issues of space and voids inside patients' sockets and also improve the seal in vacuum suspension."

Two problems solved with one solution."

04 How to use



The Overlay is slid over the liner. The user needs to align the pump and valve with the anterior aspect of the limb.



If the user has a seal ring liner, the overlay needs to be tucked under the ring.



The residual limb can now be inserted in the socket, ensure all the air cells are below the trim line.

Inflate



To adjust more precisely, the user can use the integrated pump.



For larger and faster adjustments, the user can use the external pump.



Throughout the day, the user will be able to adjust the socket fit without removing the socket.

Deflate



To deflate, the user simply needs to depress the silver pin of the exit valve..



Remove the pump from under the elastic band to remove the socket.



How to use video



CONTACT US



[Ethnocare.ca](https://ethnocare.ca)



Clinics@ethnocare.ca



[@ethnocare_canada](https://www.instagram.com/ethnocare_canada)



[LinkedIn.com/company/ethnocare](https://www.linkedin.com/company/ethnocare)



+1 418-934-5669

Contact us !

